

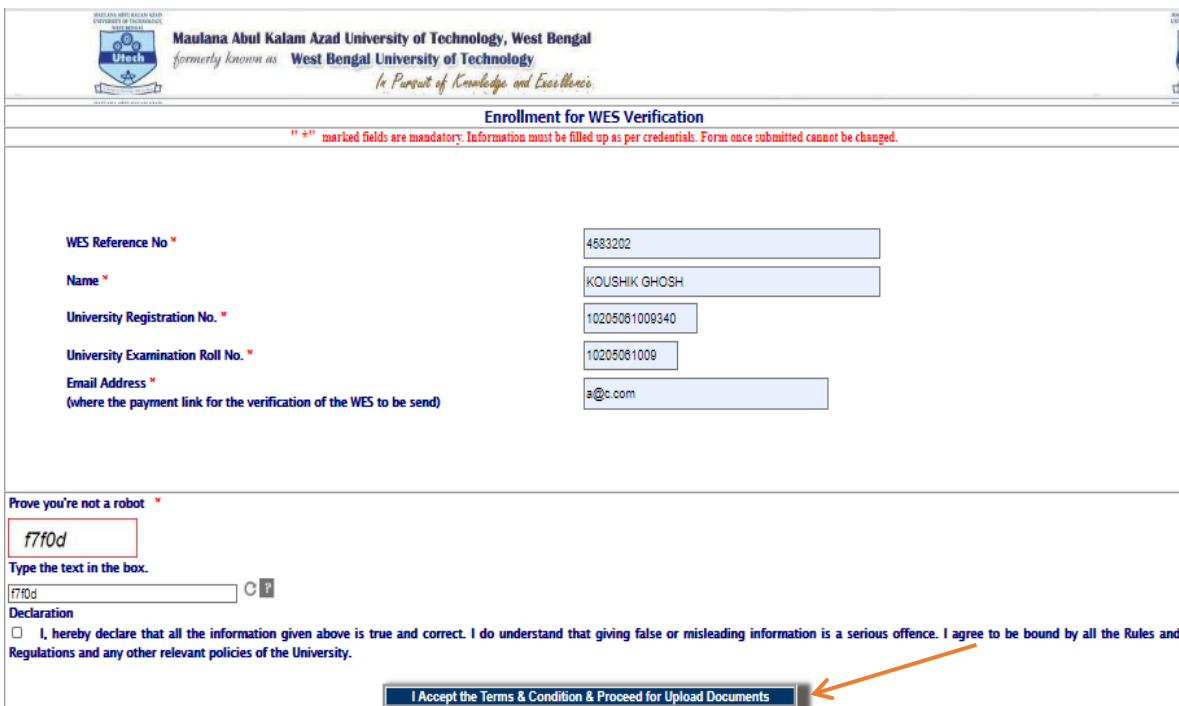
Registration & online payment for WES Verification only

1. Click on “Registration & online payment for WES verification”. You can check the steps before registering.



The screenshot shows the website interface for Maulana Abul Kalam Azad University of Technology. The header features the university's name and logo. Below the header, there are two main sections: 'Student Enquiry' and 'Notices'. The 'Student Enquiry' section contains several buttons: 'Apply for Transcript', 'Apply for Duplicate Grade Card(s) / Certificate', 'Apply for Certified Copy', 'Check Your Application Status', 'Online Verification of Academic Credentials', and 'Registration & Online Payment for WES Verification'. The 'Notices' section lists several items, including 'Norms for the Courier Services of Transcripts', 'Notice for fees of Provisional Certificate, Transcripts, Duplicate Grade Card & Certificate and Verification', 'Steps for applying Transcript', 'Steps for applying Duplicate Grade Card(s) / Certificate', 'Steps for applying Online Verification', and 'Steps for applying Online Registration & Payment for WES Verification'. An orange arrow points to the 'Registration & Online Payment for WES Verification' button in the 'Student Enquiry' section.

2. Now fill up the following form properly.



The screenshot shows the 'Enrollment for WES Verification' form. The header includes the university's name and logo. Below the header, there is a red warning message: "**** marked fields are mandatory. Information must be filled up as per credentials. Form once submitted cannot be changed." The form contains the following fields:

WES Reference No *	4583202
Name *	KOUSHIK GHOSH
University Registration No. *	10205061009340
University Examination Roll No. *	10205061009
Email Address * (where the payment link for the verification of the WES to be send)	a@c.com

Below the form, there is a captcha section with the text "Prove you're not a robot" and a box containing "f7f0d". Below the captcha, there is a declaration section with the text: "I, hereby declare that all the information given above is true and correct. I do understand that giving false or misleading information is a serious offence. I agree to be bound by all the Rules and Regulations and any other relevant policies of the University." Below the declaration, there is a button labeled "I Accept the Terms & Condition & Proceed for Upload Documents". An orange arrow points to this button.

3. After the proper submission of form you will see the message. Please note down your application id for further login.



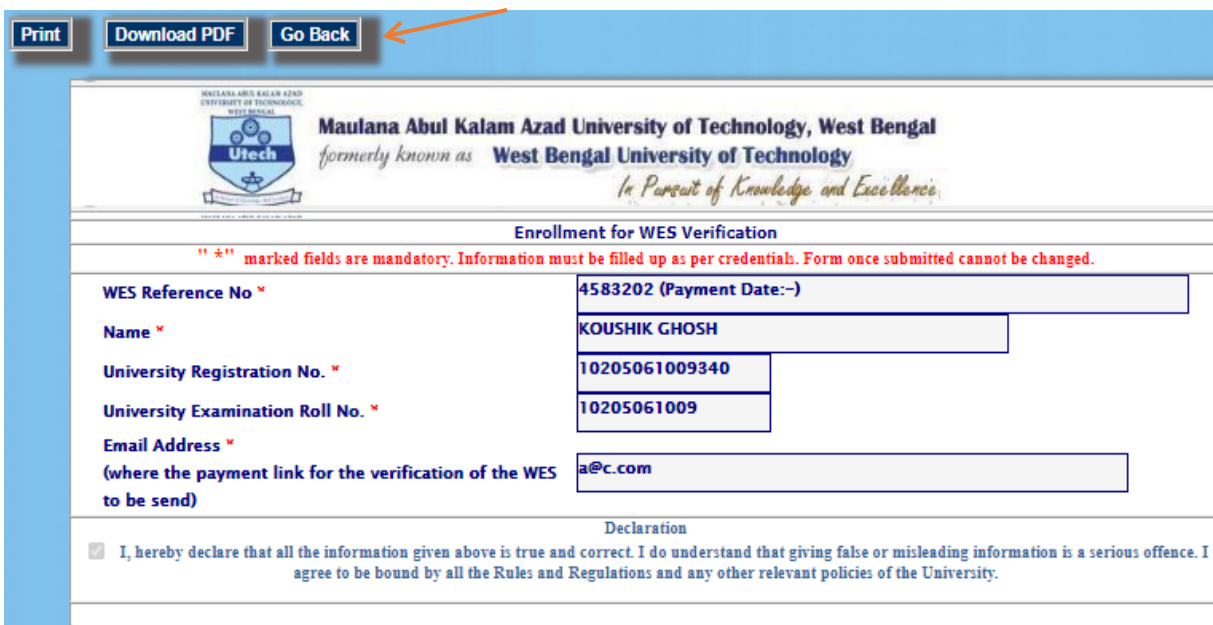
The screenshot shows the top header of the Maulana Abul Kalam Azad University of Technology, West Bengal, with its logo and motto. Below this is a large blue banner with the university's name. The main content area is titled "Enrolment Status for WES Verification" and displays the following information:

**Verification for Koushik Ghosh, Roll No. is 10205061009.
Application number is 204345.**

- You will be able to make the payment after the verification mail arrives from WES. Please wait and follow your login page.

At the bottom, there are two buttons: "Show Form" and "Logout". An orange arrow points to the "Show Form" button.

4. You can see your form and can download.



The screenshot shows the "Enrollment for WES Verification" form. At the top, there are three buttons: "Print", "Download PDF", and "Go Back". An orange arrow points to the "Go Back" button. The form contains the following fields:

WES Reference No *	4583202 (Payment Date:-)
Name *	KOUSHIK GHOSH
University Registration No. *	10205061009340
University Examination Roll No. *	10205061009
Email Address * (where the payment link for the verification of the WES to be send)	a@c.com

Below the form is a "Declaration" section with a checked checkbox and the text: "I, hereby declare that all the information given above is true and correct. I do understand that giving false or misleading information is a serious offence. I agree to be bound by all the Rules and Regulations and any other relevant policies of the University."

5. You can check your status from “Check your application status”.

Student Enquiry

Apply for Transcript >

Apply for Duplicate Grade Card(s) / Certificate >

Apply for Certified Copy >

Check Your Application Status >

Online Verification of Academic Credentials >

Registration & Online Payment for WES Verification >

Notices

- Norms for the Courier Services of Transcripts
- Notice for fees of Provisional Certificate, Transcripts, Duplicate Grade Card & Certificate and Verification.
- Steps for applying Transcript
- Steps for applying Duplicate Grade Card(s) / Certificate
- Steps for applying Online Verification

Helpline Email for Transcript, Duplicates :- helpmakautwb@gmail.com

Helpline Email for Verification & Photocopy Certified verification.makautwb@wbut.ac.in

6. Please click on “Student Login”.

Maulana Abul Kalam Azad University of Technology, West Bengal
formerly known as West Bengal University of Technology
In Pursuit of Knowledge and Excellence

Admin Login >

Student Login >


Log In

User Name / Roll No.:-


Password / Application ID:-

Powered by Maulana Abul Kalam Azad University of Technology, West Bengal (COE Dept.)


7. Please put your Roll No and Application ID.



Maulana Abul Kalam Azad University of Technology, West Bengal
formerly known as **West Bengal University of Technology**
In Pursuit of Knowledge and Excellence.



MAULANA ABUL KALAM AZAD UNIVERSITY OF TECHNOLOGY
FORMERLY, WEST BENGAL UNIVERSITY OF TECHNOLOGY

 **Student Login** >

Log In

Roll No :-

Application ID :-

Powered by Maulana Abul Kalam Azad University of Technology, West Bengal (COE Dept.)

8. The university will confirm you after receiving the mail from WES and you can then make the payment.



MAULANA ABUL KALAM AZAD UNIVERSITY OF TECHNOLOGY
FORMERLY, WEST BENGAL UNIVERSITY OF TECHNOLOGY

Enrolment Status for WES Verification

Verification for Koushik Ghosh, Roll No. is 10205061009.
Application number is 204345.

- We have received your verification mail from WES. Please complete your payment procedure.**

9. Please click on "Go for Payment" and pay immediately.



10. Complete the payment.



English

Payment Information	
Credit Card >	Card Number
Debit Cards	<input type="text"/>
Net Banking	Expiry Date
	Month Year
	CVV
	<input type="text"/> 576
	I agree with the Privacy Policy by proceeding with this payment.
	INR 1000.00 (Total Amount Payable)
	<input type="button" value="Make Payment"/> <input type="button" value="Cancel"/>

ORDER DETAILS	
Order #:	204345
Order Amount	1000.00
Total Amount	INR 1000.00